




# ENGLISH FOR RESEARCH

Secteur Santé - Université Grenoble Alpes

Laurence Matthys (enseignante)

Pauline Eysseric (ingénieure pédagogique)

# OBJECTIFS



## Etre capable d'écrire un article de recherche en anglais

- **Connaître les différentes parties d'un article de recherche** et leur mode de construction
- **Connaître, choisir et utiliser des formules adaptées** pour la rédaction de chaque partie (acquisition de points clés de **vocabulaire** et de **grammaire**)

# CONTEXTE

## Master 1

Semestre 1

Semestre 2



**ENGLISH FOR RESEARCH**

UE facultative

100% à distance

# CONTEXTE

Semestre 2

Stage de recherche

1. Introduction à l'anglais pour la recherche

2. Accompagnement à l'écriture de l'introduction du rapport de stage

Alternance de moments **synchrones** et **asynchrones** tout au long de l'UE

# SCENARISATION

## 1. Introduction à l'anglais pour la recherche

Chaque séquence se focalise sur une partie d'un article de recherche (introduction, méthode, résultats, etc.) et vise l'acquisition de points de grammaires et d'éléments de vocabulaire associés.

1 activité H5P



1 tâche finale  
(évaluée)

# SCENARISATION

## 1. Introduction à l'anglais pour la recherche



# SCENARISATION

## 2. Accompagnement à l'écriture de l'introduction de rapport de stage

écriture 1er jet de son introduction

feedback par les pairs

écriture de sa version finale




# EVALUATION

CC: 70%

- Les six tâches finales de chaque séquence = 60% (10% pour chaque)
- La participation durant les sessions zooms = 10%

CT: 30%

- L'examen final (writing of an introduction)





# IMPLEMENTATION (sur Uness Formation)

The screenshot shows the Uness Formation interface. At the top, there is a navigation bar with the logo and menu items: 'Tableau de bord', 'Tous les cours', 'Mes cours', 'Mes favoris', and 'Plus'. Below this is a secondary navigation bar with 'Cours', 'Paramètres', 'Participants', 'Notes', 'Rapports', and 'Plus'. The main content area displays the course path: 'Espaces universitaires > Université Grenoble Alpes > Licences / Masters > Master 1 Ingénierie de la santé > Sessions de formation Master 1 Ingénierie de la santé > M1 3 ECTS > MCWB0013 - English for research'. A large banner image with the text 'ENGLISH FOR RESEARCH' is centered. Below the banner, there are four sections: 'Forum' (with a message icon), 'Description of the class' (with a document icon), 'Timetable' (with a calendar icon), and a Zoom link section (with a speech bubble icon). The Zoom link is: <https://univ-grenoble-alpes-fr.zoom.us/j/91082786590?pwd=dnRoVlp2VHNGOQg1KzdWTOQ0UHRNZz09>

The screenshot shows the 'Online class' and 'Sequence 1' sections. The 'Online class' section has a blue header and contains a 'ZOOM MEETING' icon, 'Dates' (On January the 26th at [time]), 'Objectives' (The aim of this zoom session is to present the course, the goals, the structure and to answer any questions you may have.), and the Zoom link: <https://univ-grenoble-alpes-fr.zoom.us/j/91082786590?pwd=dnRoVlp2VHNGOQg1KzdWTOQ0UHRNZz09>. The 'Sequence 1' section has a blue header and contains 'Dates' (From 29/01 to 04/02), 'Objectives' (Know how to write a well structured introduction using the appropriate vocabulary), and 'Tasks' (Watch the 1st clip and do the online exercises that are included, Take notes and remember what the structure of an introduction should be like, Set up your own list of vocabulary related to introductions and learn it, Do and post your final task online BEFORE 04/02 11.59 pm). Below these sections are two items: 'CLIP 1 - How to organize the introduction of a research article?' and 'Final Task 1 - Introduction', each with a 'Marquer comme terminé' button.

## CLIP 1 - How to organize the introduction of a research article?



**Titre :** How to organize the introduction of a research article.

Thématique : Anglais scientifique et technique

Sous-thématique : Preparing for Research

Niveau de langue : B2/C1

Durée : 30 minutes

Mots clés : introduction, article, research, structuration

Ressource sous licence Creative Commons BY-NC-SA







1 / 28 ▶



# PLANNING ENGLISH FOR RESEARCH

This planning aims to summarise in one document the dates, objectives, tasks and evaluation for each section of the course. Use it to get organised: you can download/print this file and tick each task as you move forward into the course. Feel free to post on the forum if you have any questions!

	 Dates	 Objectives	 Tasks	 Evaluations
<b>Online class</b>	26/01	Presentation of the course, the goals, the structure and answers to any questions you may have		
<b>Sequence 1 Introduction</b>	From 29/01 to 04/02	Know how to write a well-structured introduction using the appropriate vocabulary	<input type="checkbox"/> Watch the 1st clip + take notes on introduction <input type="checkbox"/> Learn <b>the structure of an introduction</b> <input type="checkbox"/> Learn <b>the specific vocabulary</b> related to the intro <input type="checkbox"/> Do and post your final task online <b>before 04/02 11.59 pm</b>	Final Task 1 (10%)
<b>Sequence 2 Ideas' organisation</b>	From 05/02 to 11/02	Know how to improve the structure of an article using specific vocabulary and linking words	<input type="checkbox"/> Watch the 2nd clip + take notes on the ideas' organisation <input type="checkbox"/> Learn the <b>specific verbs</b> that help the reader following your reasoning <input type="checkbox"/> Learn the <b>various linking words</b> that make the reading experience more fluid <input type="checkbox"/> Do and post your final task online <b>before 11/02 11.59 pm</b>	Final Task 2 (10%)
<b>Online class</b>	16/02	Correction of the final task on the sections "Introduction" and "Ideas' organisation" and remedial learning		
<b>Sequence 3 Materials &amp; Methods</b>	From 17/02 to 22/02	Know how to write the 'materials and methods' section using correct verb forms	<input type="checkbox"/> Watch the 3rd clip + take notes on materials and methods <input type="checkbox"/> Learn the <b>specific verbs</b> you can use to describe materials and methods <input type="checkbox"/> Learn how to use the <b>passive form and the simple past</b> <input type="checkbox"/> Do and post your final task online <b>before 22/02 11.59pm</b>	Final Task 3 (10%)
<b>Sequence 4 Results</b>	From 04/03 to 08/03	Know how to write the 'results' section by summarising its content and presenting the visual elements	<input type="checkbox"/> Watch the 4th clip + take notes on 'how to present results' <input type="checkbox"/> Learn the <b>structure of a result section</b> <input type="checkbox"/> Learn the <b>main tenses</b> in English and when and how to use them <input type="checkbox"/> Learn the <b>key phrases to describe visual elements</b> <input type="checkbox"/> Do and post your final task online <b>before 08/03 11.59 pm</b>	Final task 4 (10%)

# Merci pour votre attention

Cette UE commencera en janvier 2024.

C'est le fruit du projet PUNCHy pendant un semestre puis d'un travail collaboratif entre une ingénieure pédagogique et une enseignante d'une année. A suivre... !

